

Sensory map



Bright areas

Artificial or natural lighting, including intense changes due to sunlight



Dark areas

Naturally darker spaces created by the architecture or lighting



Quiet areas

Spaces with little changing noise



Noisy areas

Spaces where the architecture may emphasise the sound, there may be high levels of technology or unpredictable sounds

RA

Ground floor

-  Bright areas
-  Dark areas
-  Quiet areas
-  Noisy areas

Seating

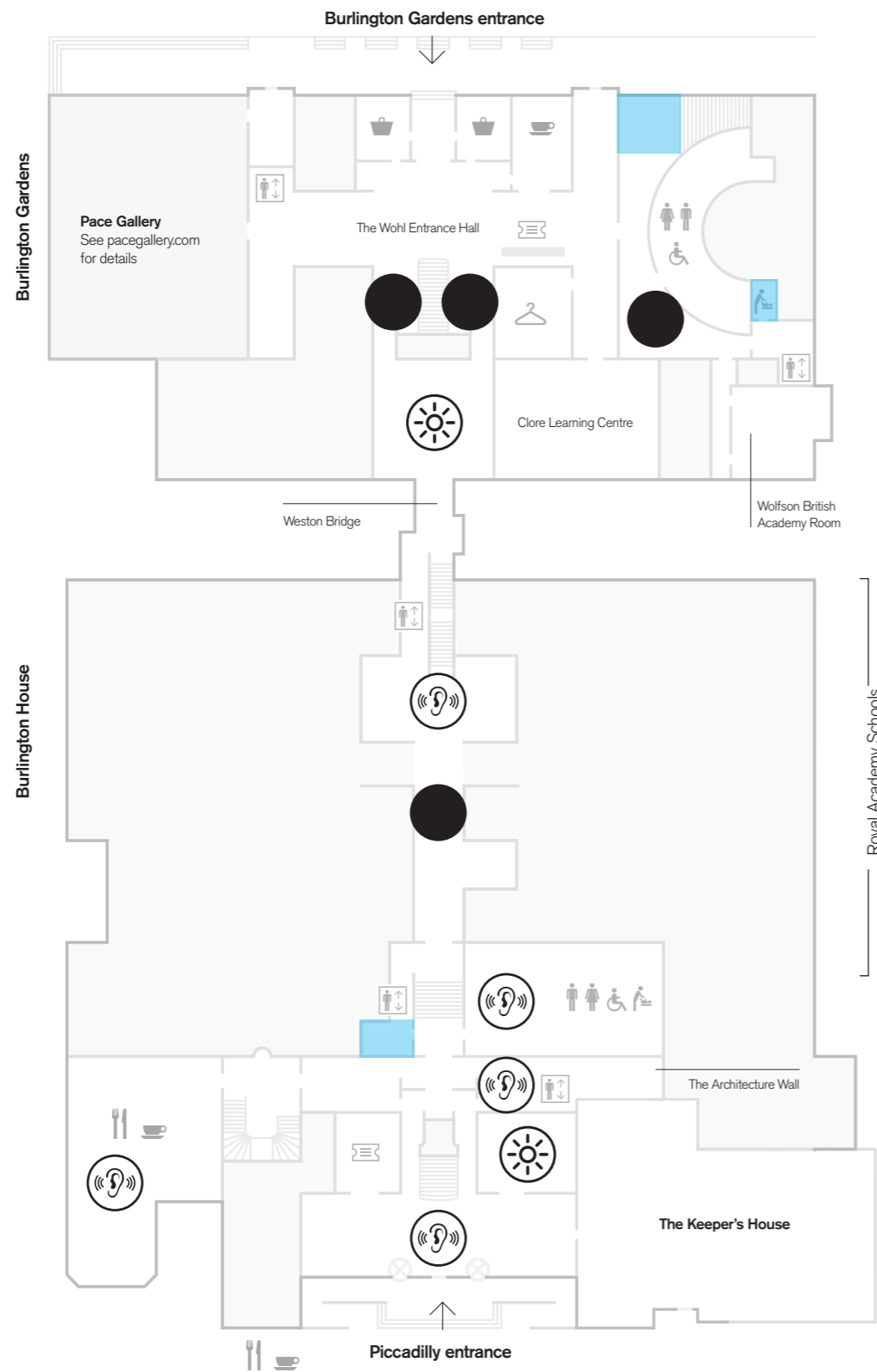
In addition to benches throughout the RA, portable gallery stools are available to borrow. These are located outside the entrance to most exhibition spaces. If you need help finding a portable gallery stool, don't hesitate to ask a member of staff.

Shops and cafés

Around the RA, you'll find shops, bars, restaurants and cafés. These spaces may have merchandise or food on table tops. There may be music playing and these areas may have additional smells due to food preparation. These spaces are busier dependent on our exhibition schedule.

Rest areas

For visitors needing to take a break, we recommend visiting spaces on the map marked in **blue**



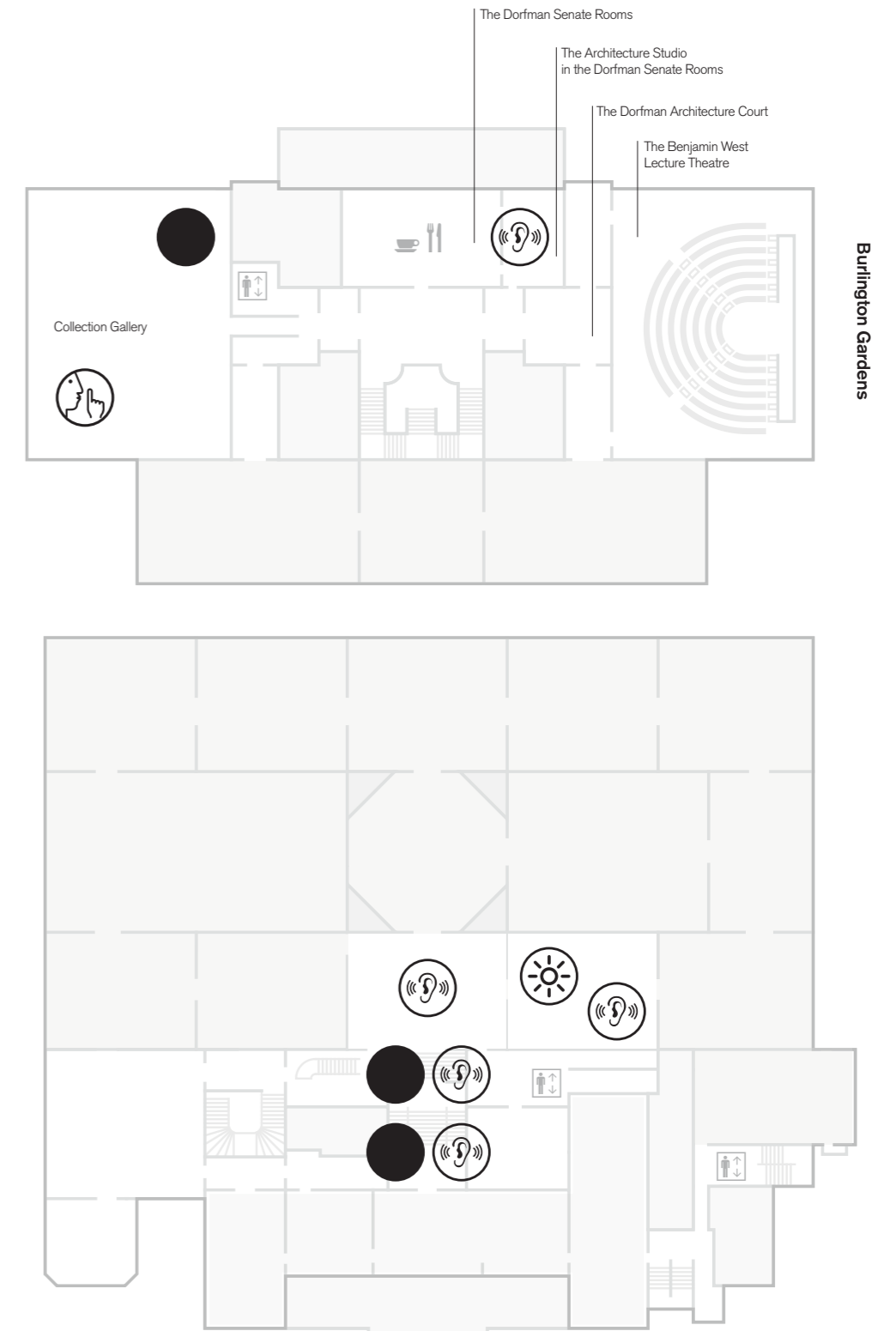
Lower ground floor



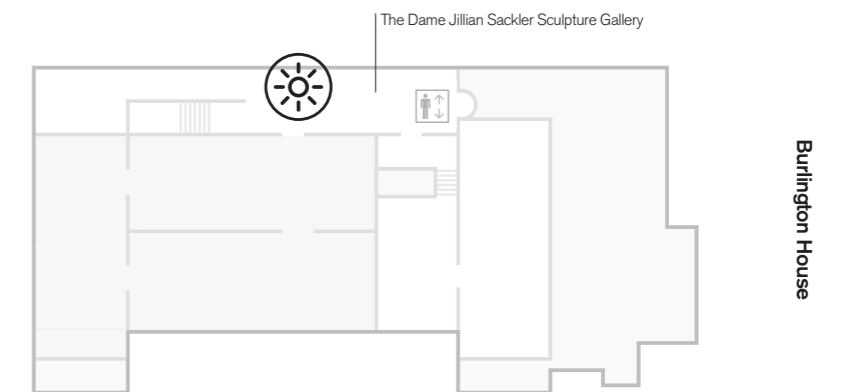
First floor

Flooring

Please note that there are changes in texture and colour of flooring throughout Burlington House and Burlington Gardens. If you have any questions about flooring, please contact the Access team.



Second floor



Arriving at the RA

We recommend arriving at the Burlington Gardens entrance of the RA. This entrance is ramped with an automatic door and typically less busy. There is seating available in the Wohl Entrance Hall, the first space you enter when you arrive at the RA. The cloakroom and toilets, including accessible and ambulant toilets, are to your left when you enter Burlington Gardens.

For more information on blue badge parking and getting to the RA, please visit roy.ac/access

Busy times

Our exhibition schedule directly impacts the busyness of our buildings. To view a full exhibition schedule, please go online at roy.ac/exhibitions

Both Burlington Gardens and Burlington House are typically less busy after 4pm on weekdays and after 7pm on Friday evenings.

For more information on the busyness of a particular exhibition, please feel free to get in touch with our Ticketing team on 020 7300 8090.

**Royal
Academy
of Arts**

Toilets

The hand dryers in our toilets operate automatically using motion sensors.

Visitors with noise sensitivity may wish to use the accessible toilet in Burlington Gardens, which has paper towels instead of hand dryers.

The toilets in Burlington House, including the accessible toilets, have metal components that reflect light.

Our accessible toilets and baby change have added space for changing but no changing bed facilities.

Artworks

Please note that artworks found in temporary exhibitions, free displays and our Collections Gallery are not touchable.

What's on

Exhibitions

We can provide a short sensory synopsis of any of our temporary exhibitions upon request. Please contact the Access team for more details.

Events

We offer accessible events for visitors with autism spectrum conditions, neurodiversity, and sensory processing difficulties. These include relaxed exhibition openings, artmaking workshops for families with children with SEND, and school workshops for students with SEND.

For more information about upcoming events, please visit roy.ac/access

Access team

020 7300 5732
access@royalacademy.org.uk

Ticketing team

020 7300 8090
tickets@royalacademy.org.uk

This map was created in partnership with Sensory Spectacle.

