

Art Detectives

Room

1

Phyllida Barlow RA
cul-de-sac



Doorways and Dead-Ends

Phyllida Barlow RA is a British sculptor who uses cheap materials like timber, polystyrene and cement to make large sculptures. She often recycles and reuses her materials. She made all of the sculptures in this show especially for these rooms.

Find an archway

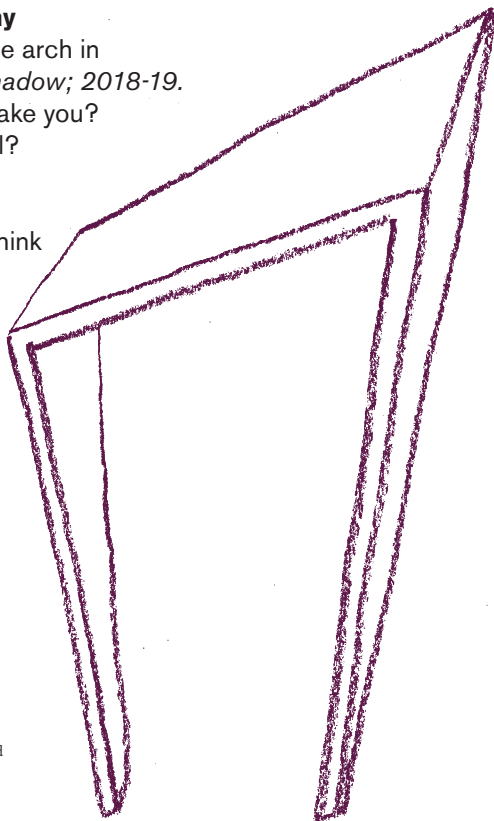
Walk through the arch in
untitled: lintelshadow; 2018-19.

Where does it take you?

How do you feel?

Draw

Where do you think
the archway
should lead to?



Art Detectives

Room

1

Phyllida Barlow RA
cul-de-sac

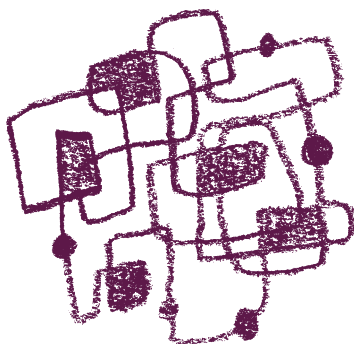


Find some big, colourful sculptures.
Walk between them and crouch down.
What can you see when you look up?



In your sketchbook
Sketch the colourful sculptures
from your viewpoint.

Colour in your drawing
when you get home.



Art Detectives

Room

2

Phyllida Barlow RA
cul-de-sac



Shadows and Stacks

Find

Look under the big, low sculpture in the middle of the room, *untitled: shadowplatform; 2018-19*. Crouch down and look upwards.

Walk the whole way around it. Imagine what it would look like from above.


Circle the different materials you think the artist has used:

Cement Marble Wood
Fabric Polystyrene
Bronze Steel
Plaster Foam



Talk

Without touching the sculptures, what do you think their textures might be like?



Art Detectives

Room

3

Phyllida Barlow RA
cul-de-sac



Shape Up

Find a sculpture with three blocks on stilts. Walk around under the sculpture (*untitled: blocksonstilts; 2018-19*). Do you think it is finished? Why or why not?



In your sketchbook

Pick a sculpture from this room to make a mini version of at home. What materials would you recycle to make your mini sculpture?

Sketch a plan of your mini sculpture.



Talk

What words would you use to describe the artwork you have seen?

